

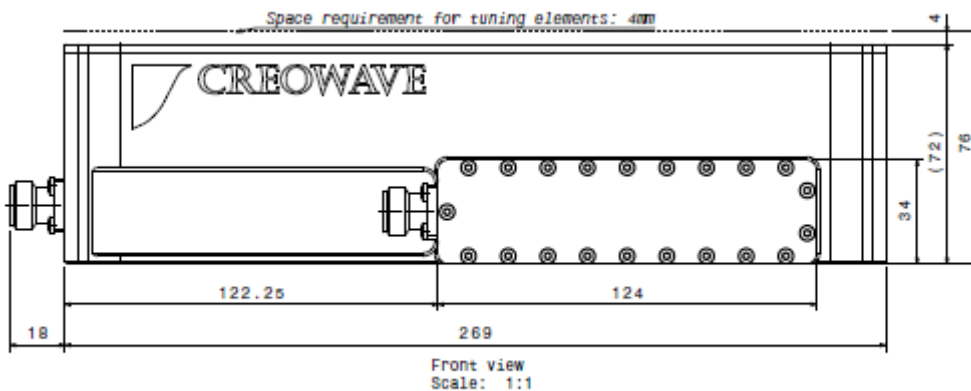
BAND PASS FILTER

CW-BPF-758-808-E1-M2

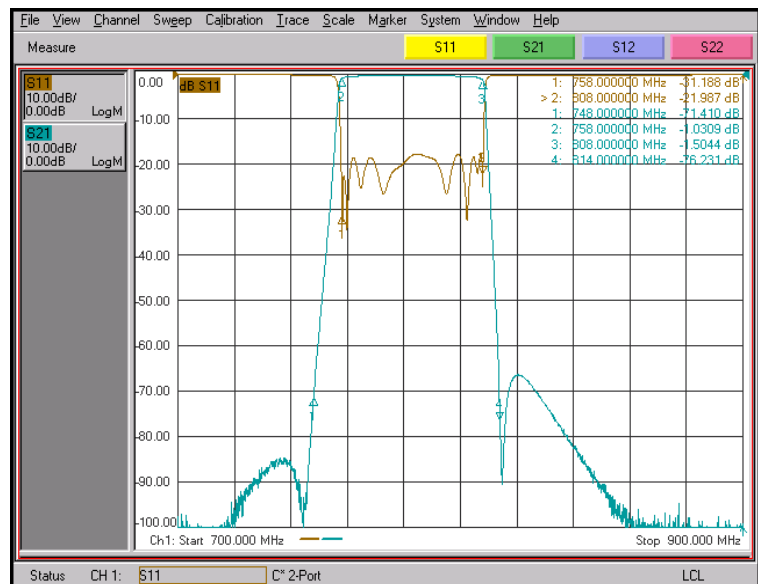
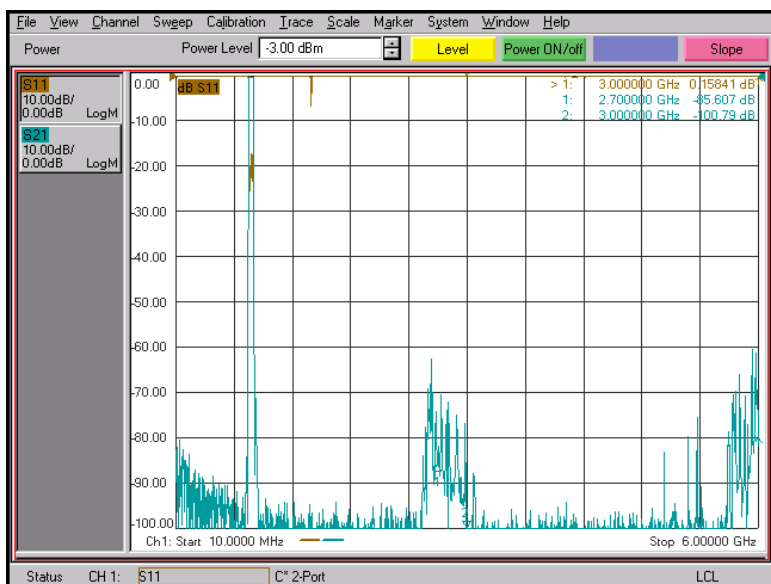
Technical Data:

Pass Band	758 to 808 MHz
◆ Insertion Loss	<2.2 dB
◆ Return Loss	>15 dB
Lower Rejection Band	DC to 748 MHz
◆ Rejection in lower Rejection Band	>60 dB
Upper Rejection Band	814 to 6000 MHz
◆ Rejection in upper Rejection Band	>60dB
Power handling	10 W avg. / 100 W peak
Nominal impedance	50 Ohms
RF connectors	N (f)
PIM	≤145dBc@2x43dBm

Mechanical dimensions:



Typical Performance:



CREOWAVE FILTERS